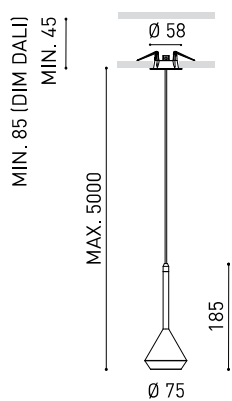
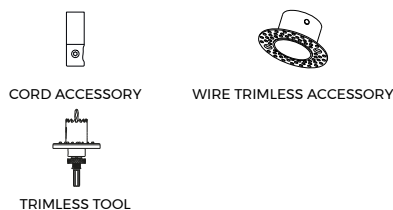




Dimensions



Accessories



Awards



PRODUCT

| | |
|----------------|----------------------------------|
| Name | SPIN 5M DIM TR.EDGE 24° 4000K NT |
| Reference | A2222202NT |
| Color | Textured black |
| Base Finishing | Textured black |
| RAL | 9005 |
| Category | SUSPENSION |

LIGHT SOURCE

| | |
|-------------------------|-----------------|
| Type | LED |
| Gross luminous flux | 680 lm |
| Colour temperature | 4000 K |
| Chromatic stability | MacAdam Step 2 |
| Colour Rendering Index | CRI>90 |
| Power | 6,5 W |
| Current | 700 mA |
| Efficacy | 105 lm/W |
| LED lifespan | L90B10 >60.000h |
| Energy efficiency class | E |

LIGHTING FIXTURE | PHOTOMETRIC DATA

| | |
|---------------------|-----|
| Lighting efficiency | 86% |
| Light beam angle | 24° |

LIGHTING FIXTURE | ELECTRICAL DATA

| | |
|-----------------------------|---------------------------------------|
| Driver | Included |
| Power values of the system | 9,09 W |
| Frequency | 50/60 Hz |
| Dimming | Phase Cut - Other DIM, please consult |
| Electrical insulation class | <input type="checkbox"/> |

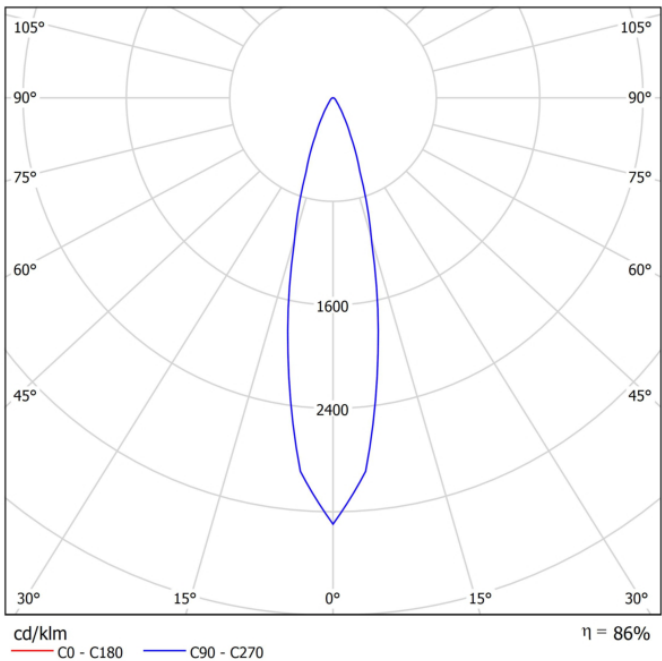
OTHER DATA

| | |
|---------------------------|-------------------------------------|
| Sealing | IP20 |
| Wireless control | Please Consult |
| Recess measurements | Ø50 mm |
| Cord length | Max. 5 m |
| Fast adjustment tensioner | No |
| Weight | 490 g |
| Packaged weight | 640 g |
| Packaging dimensions | 253 x 152 x 102 mm |
| Units per package | 1 |
| Materials | Aluminium / Polymethyl Methacrylate |

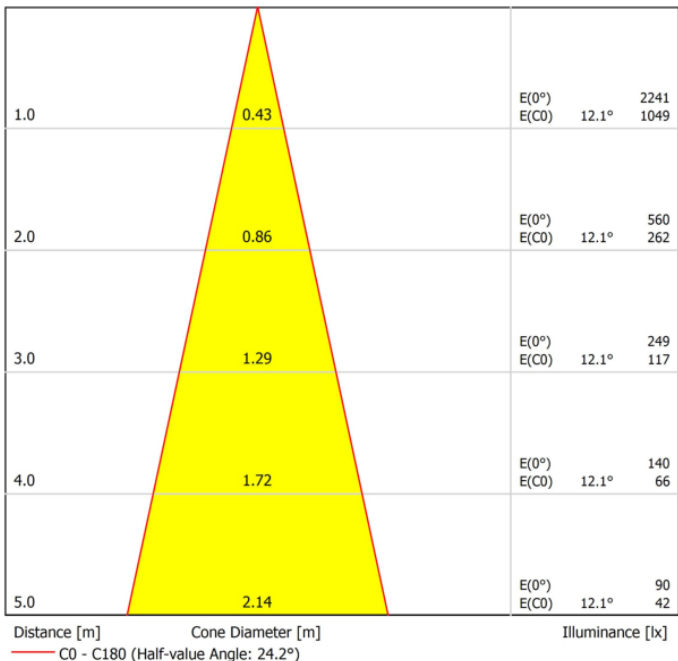


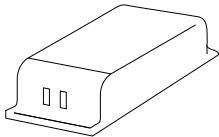
Reduced dimensions, clear lines and a mechanized geometry combined in a pendant luminaire for accent lighting. Its ultra-thin cable gives Spin a sensation of aerial floatability. Can be fitted individually or configured in a group.

Polar diagram



Conical diagram






DRIVER

| | |
|------------|---------------------|
| 0433-01-15 | DRIVER PH.CUT 700mA |
|------------|---------------------|

PHASE CUT DIMMERS TESTED FOR COMPATIBILITY:

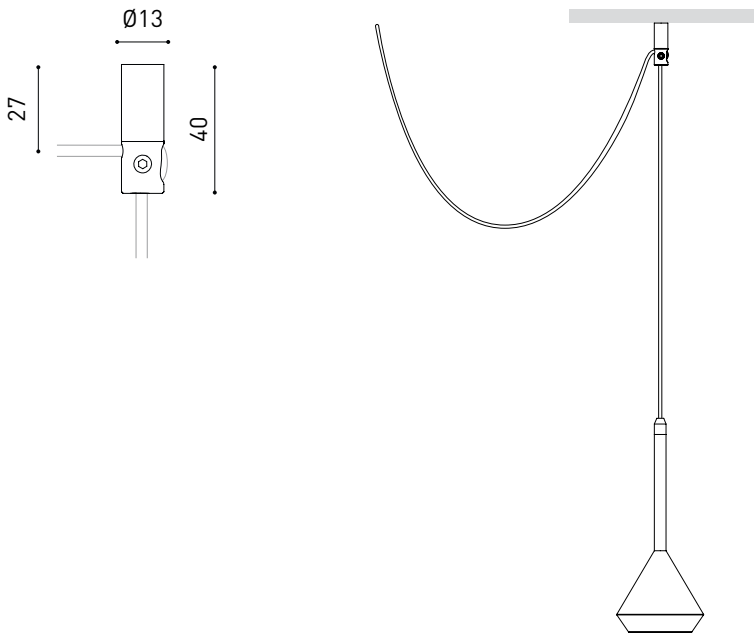
| Brand / Manufacturer | Model number | Dimming Type |
|----------------------|---------------|---------------|
| Busch-Jaeger | 6523 U-102 | Trailing edge |
| Busch-Jaeger | 6523 UR-103 | Trailing edge |
| Niko | 310-0190X | Trailing edge |
| Jung | LB-Management | Trailing edge |
| HZC Electric | AU-P3 | Trailing edge |
| Philips | SED-200A | Trailing edge |
| Merten/Schneider | SBD315RC | Trailing edge |
| Etman | ETM327 | Trailing edge |
| Etman | ETM329 | Trailing edge |
| Etman (EGANT) | U321V2 | Trailing edge |
| Casambi | CBU-TED | Trailing edge |

THE PARTICULAR CONDITIONS OF EACH INSTALLATION AND THE SPECIFICATIONS AND CONDITIONS OF USE OF EACH REGULATOR, MAY DIFFER FROM THOSE CONSIDERED IN THE COMPATIBILITY TESTING, AND AFFECT ITS PERFORMANCE IN SAID INSTALLATION.
FOR MORE INFO, PLEASE CONSULT



| | | |
|-----------|--|---|
| | | PRODUCT |
| Model | | Cord Accessory |
| Reference | | 0223-00-00 W N |
| Colour | | W <input type="checkbox"/> RAL 9016 N <input checked="" type="checkbox"/> RAL9005 |
| Category | | Accessories |

Dimmensional drawing

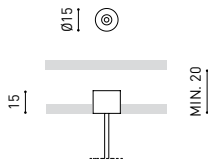




| PRODUCT | |
|-----------|--|
| Model | Coaxial Trimless |
| Reference | A023-00-03- W N |
| Colour | W <input type="checkbox"/> RAL 9016 N <input checked="" type="checkbox"/> RAL 9005 |
| Category | Accessories |



Dimmensional drawing



Accessory for trimless cable

Wire Trimless Accessory is a collection of accessories for fitting tensioners and cables to Arkoslight luminaires suspended directly from the ceiling with any visible ceiling rose or fixings. This achieves a minimalist application with a visually tidy finish.

With Wire Trimless Accessory the items adjacent to the ceiling of the standard product (ceiling roses, fixings, driver boxes, etc.) are concealed by a simple recessed application.

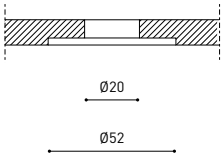
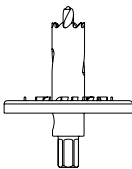
Wire Trimless Accessory reduces the visual impact of the installation leading to extremely minimalist aesthetics. The wires come out of the ceiling material as a part of the structure. This detail creates a much purer, more essential layout, particular when several luminaires are fitted in an arrangement.



INSTALLATION GUIDE
https://youtu.be/sa_xAgj4ji4



| PRODUCT | |
|-----------|-----------------------------------|
| Model | Trimless Tool D20 X D52 MM |
| Reference | A478-00-01 |
| Category | Accessories |





Fuente de luz (LED) reemplazable por un profesional autorizado

Replaceable (LED only) light source by an authorized professional.

Source lumineuse (LED) remplaçable par un professionnel agréé

Sorgente luminosa (LED) sostituibile da parte di un professionista autorizzato

Austauschbare (LED) Lichtquelle durch einen autorisierten Fachmann



Equipo de control reemplazable por un profesional autorizado

Replaceable control gear by an authorized professional

Dispositif de commande remplaçable par un professionnel agréé

Alimentatore sostituibile da parte di un professionista autorizzato

Auswechselbares Betriebsgerät durch autorisierten Fachmann

Instrucciones para el final de vida y la eliminación de los componentes:

Instructions on end-of-life and component disposal:

Instructions pour la gestion des composants en fin de vie et leur mise au rebut :

Istruzioni per il fine vita e lo smaltimento dei componenti:

Anweisungen zur entsorgung der Leuchtenkomponenten:



Interrumpir la alimentación del aparato

Cut the power supply to the luminaire

Couper l'alimentation du luminaire

Interrompere l'alimentazione dell'apparecchio

Stromversorgung der Leuchte unterbrechen



Quitar la(s) fuente(s) de luz para el desecho

Remove light source(s) for disposal

Retirer la (les) source(s) lumineuse(s) pour l'élimination

Rimuovere la/le sorgente/e di luce per lo smaltimento

Lichtquelle(n) zur Entsorgung entfernen



Quitar la batería para el desecho

Remove the battery for decommissioning

Retirer la batterie pour sa mise au rebut

Rimuovere la batteria per la dismissione

Die Batterie ordnungsgemäß entsorgen



Quitar el equipo de control para el desecho

Remove control gear for disposal

Retirer le dispositif de commande pour l'élimination

Rimuovere l'alimentatore per lo smaltimento

Betriebsgerät zur Entsorgung ausbauen

Enviar los materiales a un centro de recogida RAEE

Send the materials to a WEEE collection centre

Envoyer les matériaux dans une déchetterie DEEE

Inviare i materiali ad un centro di raccolta RAEE

Die Materialien in einem WEEE-Zentrum entsorgen

